



All High Def

Professional HDTV Video Calibration Services
HDTV the Way it Ought to Be!

We're sure you have a lot of questions about what professional calibration is, and about how we do professional calibration.

We think this brochure will help!



One of the newest and most sophisticated state-of-the-art 3D HDMI pattern generators!

All High Def uses some of the finest equipment available today in order to perform the most accurate, professional calibration possible!




A Quantum Data 780 pattern generator can deliver many types of signals for video and audio calibration.



The X-Rite Eye One Pro Spectro-photometer: a reference instrument for calibration and for colorimeter profiling.



A Konica Minolta CS-200 ChromaMeter allows highly accurate luminance and chromaticity measurements, comparable to those of the spectroscopic type of instrument.



A Klein Instruments K-10 colorimeter is used to measure light and color with incredible accuracy and speed.



State-of-the-art calibration DVDs, Blu-ray disks, and a remote UIRT will configure your DVD/Blu-ray players and allow them to seamlessly integrate into your home theater.

All of our equipment is certified by factory-trained professionals using professional grade calibration equipment. Yes, our equipment is certified to calibrate LED LCDs and 3D displays!



All High Def

Professional HDTV Video Calibration Services
HDTV the Way it Ought to Be!

How do we calibrate and optimize your home theater system? It's as easy as 1-2-3!

Step 1

We will send you a brief Pre-calibration Questionnaire to determine exactly what is involved in optimizing your home theater.

Personal Information	
Name:	
Address:	
City/State:	
Zip:	
Phone:	
E-mail:	
Equipment/Remarks	
Please describe the system you wish to be calibrated.	
If you have a second TV, please describe it.	
Model:	Manufacturer:
Year:	Resolution:
Input:	Connection:
Usage:	Other:

Step 2

We will provide you with a written estimate for our services.



Step 3

After recording all initial settings, we will calibrate your home theater using the following general steps.

- ✓ **General Evaluation of your HDTV**
 - Determine white field uniformity
 - Test all modes/options for optimum starting point
 - Test for discrete memory/input & define calibration strategy

- ✓ **Calibration of individual AV modes for your HDTV**
 - Set backlight (If LCD), luminance, white level, and black level
 - Adjust sharpness
 - Adjust location of primary colors (Red, Green, and Blue)
 - Adjust grayscale (2-step and, if available, 10-step)
 - Adjust color decoder (color, tint)
 - Adjust geometry, if necessary

- ✓ **Calibrate remainder of video chain, e.g., cable/satellite box, DVD player, Blu-ray player, AV Receiver, etc.**

- ✓ **Evaluation with reference material (DVDs, Blu-ray disks, cable/satellite shows)**

- ✓ **Post calibration briefing & discussion**
 - Pre- and post-calibration results (see next page)
 - Suggestions for further optimization
 - Address any concerns/questions



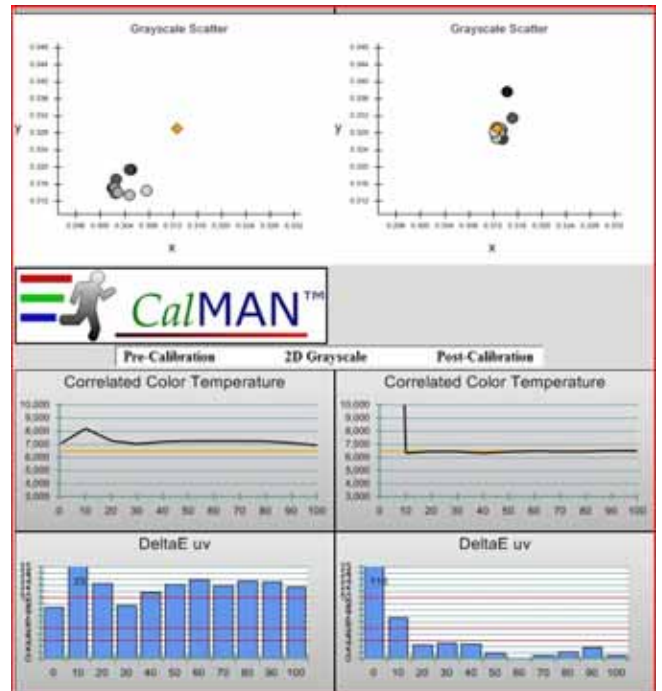
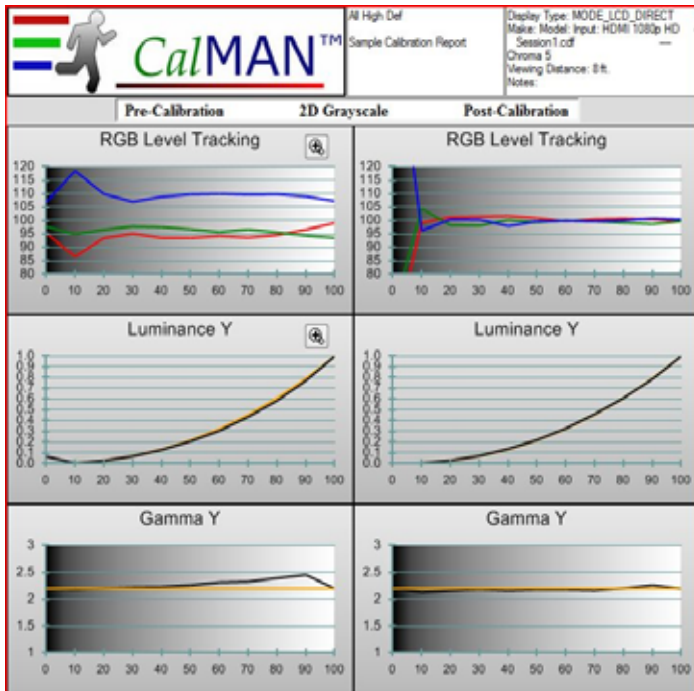
All High Def

Professional HDTV Video Calibration Services
HDTV the Way it Ought to Be!

We use CalMAN™ Professional software to capture results while we're calibrating your system. This professional, highly sophisticated software allows us not only to capture data, but to format the results and then print side-by-side "before and after" calibration reports for you to review.

During our post-calibration discussion, we will review these stats and graphs with you. We will explain to you exactly what we did - and show you how your HDTV/projector is better than it was before!

The graphs below are typical of the ones that we will review with you and that will keep as part of the permanent documentation of your HDTV/projector calibration.



Contact us today and let us show you the difference that professional calibration can make for the performance of *your* home theater. We guarantee you'll be pleased with the results!



www.allhighdef.com
Tel: (203) 206-9116
info@allhighdef.com